



Key:
 Newbuild Infrastructure Boundary
 Section Dividing Line

SCALE: 1:110,000
 0 1 2 4 Kilometres

Contains OS data © Crown Copyright and database right 2020

HyNet North West

PROJECT TITLE
 HyNet Carbon Dioxide Pipeline DCO

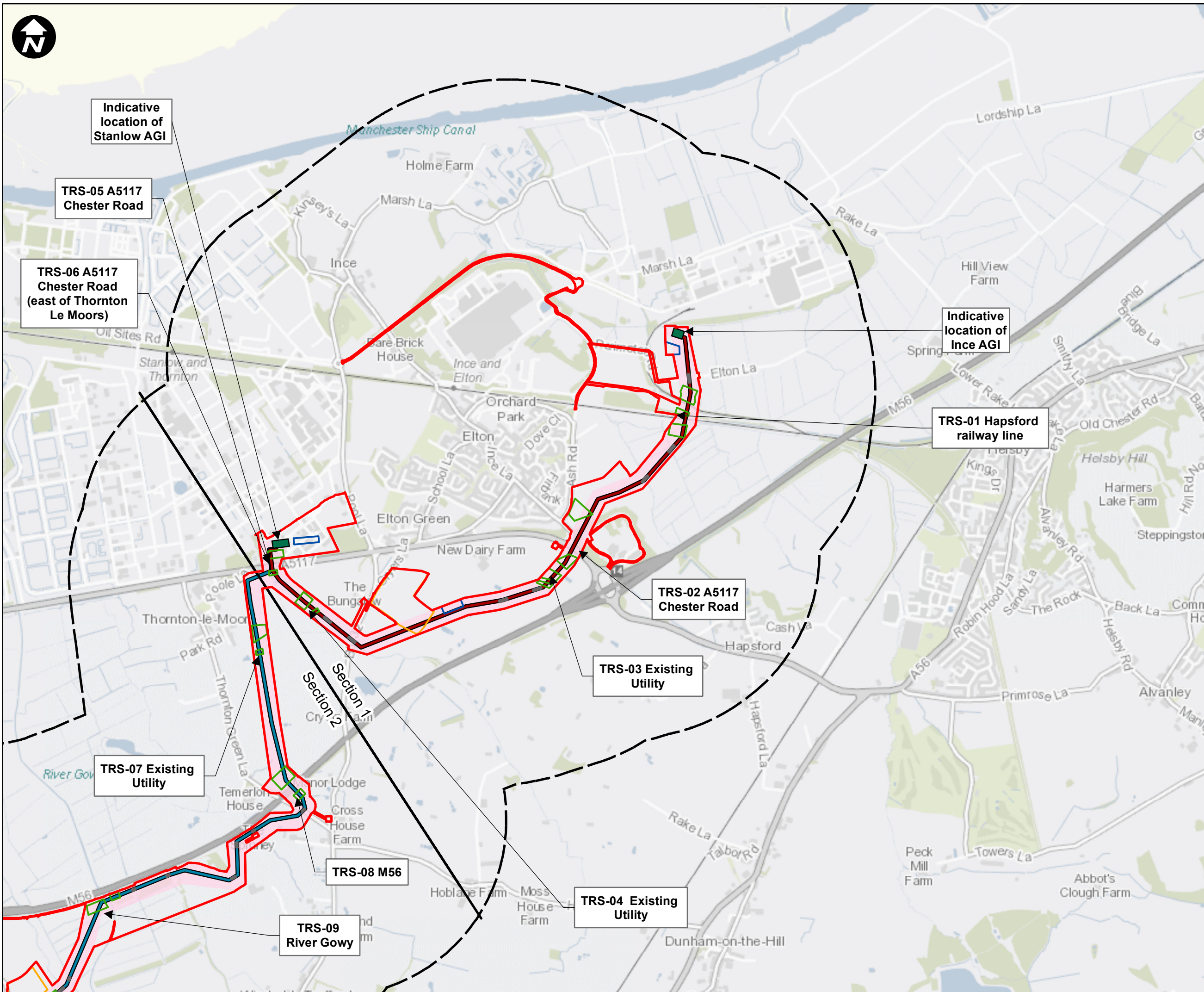
DRAWING TITLE
 Figure 3.2: DCO Proposed Development Overview

DRAWING STATUS
 FOR DESIGN CHANGE REQUEST 2

DRAWN JH	CHECKED NC	APPROVED RC	AUTHORISED MT
--------------------	----------------------	-----------------------	-------------------------

SCALE @ A3 SIZE 1:110,000	DATE 12/05/2023	REVISION C
-------------------------------------	---------------------------	----------------------

DRAWING NUMBER
 EN070007-APP-ES-3.2-Overview



1:750,000

- Key:**
- Newbuild Infrastructure Boundary
 - 1km Buffer
 - Permanent acquisition of subsurface
 - Section Dividing Line
 - Indicative alignment of the Ince AGI to Stanlow AGI Pipeline
 - Indicative alignment of the Stanlow AGI to Flint AGI Pipeline
 - Above Ground Installation (AGI)
 - Trenchless Crossing Compound
 - Centralised Compound
 - Localised Compound
 - Open-cut trench Crossings

SCALE: 1:20,000
 0 250 500
 Metres

Contains OS data © Crown Copyright and database right 2020

HyNet North West

PROJECT TITLE
 HyNet Carbon Dioxide Pipeline DCO

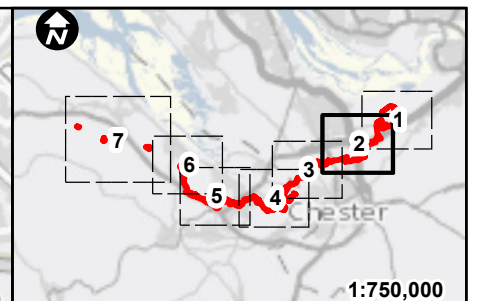
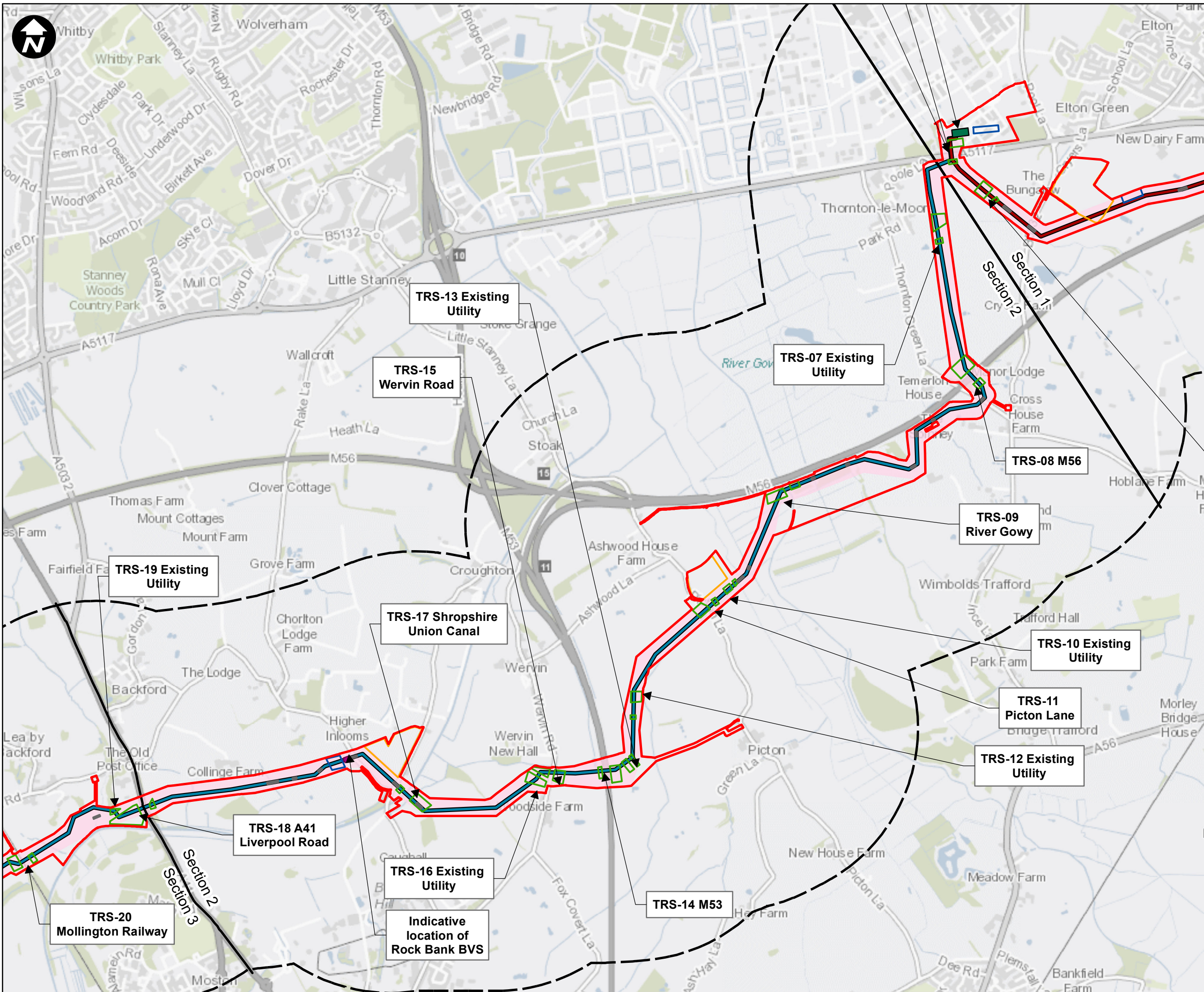
DRAWING TITLE
 Figure 3.2 - DCO Proposed Development Sheet 1 of 7

DRAWING STATUS
 FOR DESIGN CHANGE REQUEST 2

DRAWN JH	CHECKED NC	APPROVED RC	AUTHORISED MT
--------------------	----------------------	-----------------------	-------------------------

SCALE @ A3 SIZE 1:20,000	DATE 17/05/2023	REVISION C
------------------------------------	---------------------------	----------------------

DRAWING NUMBER
 EN070007-APP-ES-3.2-Sheet 1



1:750,000

Key:

- Newbuild Infrastructure Boundary
- 1km Buffer
- Permanent acquisition of subsurface
- Section Dividing Line
- Indicative alignment of the Ince AGI to Stanlow AGI Pipeline
- Indicative alignment of the Stanlow AGI to Flint AGI Pipeline
- Above Ground Installation (AGI)
- Block Valve Station (BVS)
- Trenchless Crossing Compound
- Centralised Compound
- Localised Compound
- Open-cut trench Crossings

SCALE: 1:20,000
 0 250 500
 Metres

Contains OS data © Crown Copyright and database right 2020

HyNet North West

PROJECT TITLE
 HyNet Carbon Dioxide Pipeline DCO

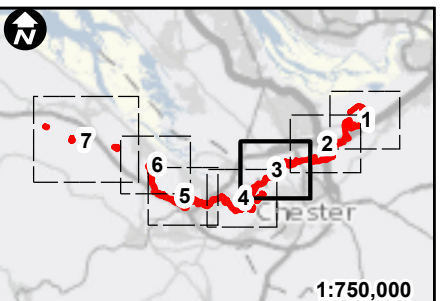
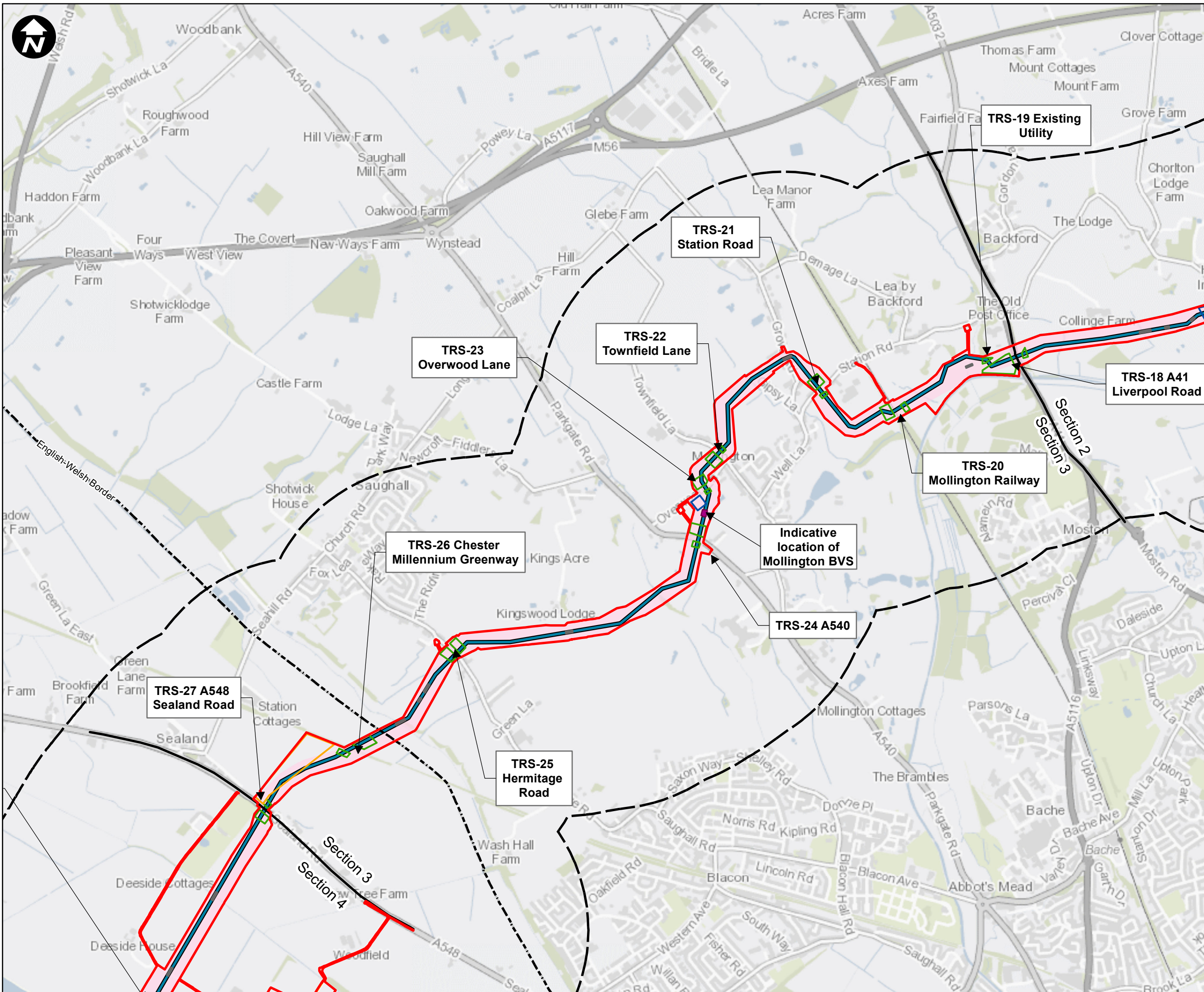
DRAWING TITLE
 Figure 3.2 - DCO Proposed Development Sheet 2 of 7

DRAWING STATUS
 FOR DESIGN CHANGE REQUEST 2

DRAWN	CHECKED	APPROVED	AUTHORISED
JH	NC	RC	MT

SCALE @ A3 SIZE	DATE	REVISION
1:20,000	17/05/2023	C

DRAWING NUMBER
 EN070007-APP-ES-3.2-Sheet 2



Key:

- Newbuild Infrastructure Boundary
- 1km Buffer
- Permanent acquisition of subsurface
- English Welsh Border
- Section Dividing Line
- Indicative alignment of the Stanlow AGI to Flint AGI Pipeline
- Block Valve Station (BVS)
- Trenchless Crossing Compound
- Centralised Compound
- Localised Compound
- Open-cut trench Crossings

SCALE: 1:20,000
 0 250 500
 Metres

Contains OS data © Crown Copyright and database right 2020

HyNet North West

PROJECT TITLE
 HyNet Carbon Dioxide Pipeline DCO

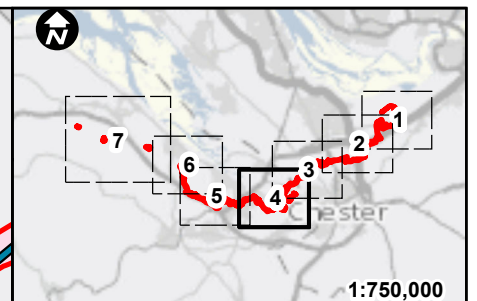
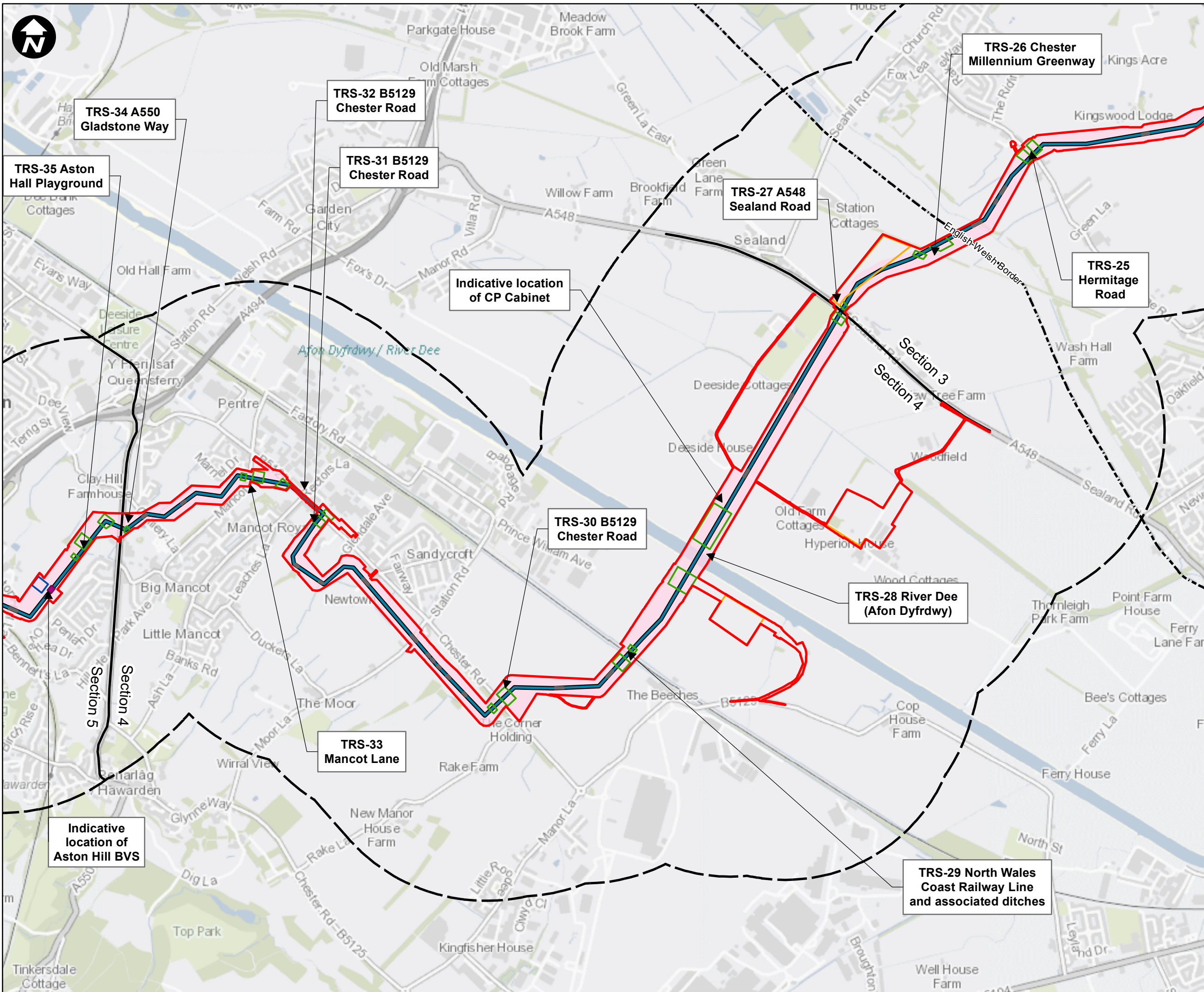
DRAWING TITLE
 Figure 3.2 - DCO Proposed Development Sheet 3 of 7

DRAWING STATUS
 FOR DESIGN CHANGE REQUEST 2

DRAWN	CHECKED	APPROVED	AUTHORISED
JH	NC	RC	MT

SCALE @ A3 SIZE	DATE	REVISION
1:20,000	17/05/2023	C

DRAWING NUMBER
 EN070007-APP-ES-3.2-Sheet 3



Key:

- Newbuild Infrastructure Boundary
- 1km Buffer
- Permanent acquisition of subsurface
- English Welsh Border
- Section Dividing Line
- Indicative alignment of the Stanlow AGI to Flint AGI Pipeline
- Block Valve Station (BVS)
- Trenchless Crossing Compound
- Centralised Compound
- Localised Compound
- Open-cut trench Crossings

SCALE: 1:20,000

0 250 500
Metres

Contains OS data © Crown Copyright and database right 2020

HyNet North West

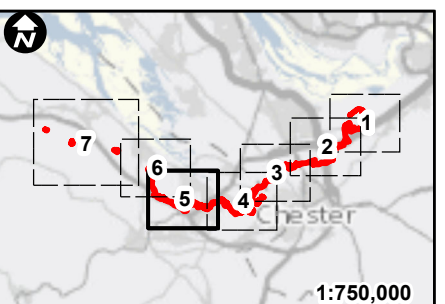
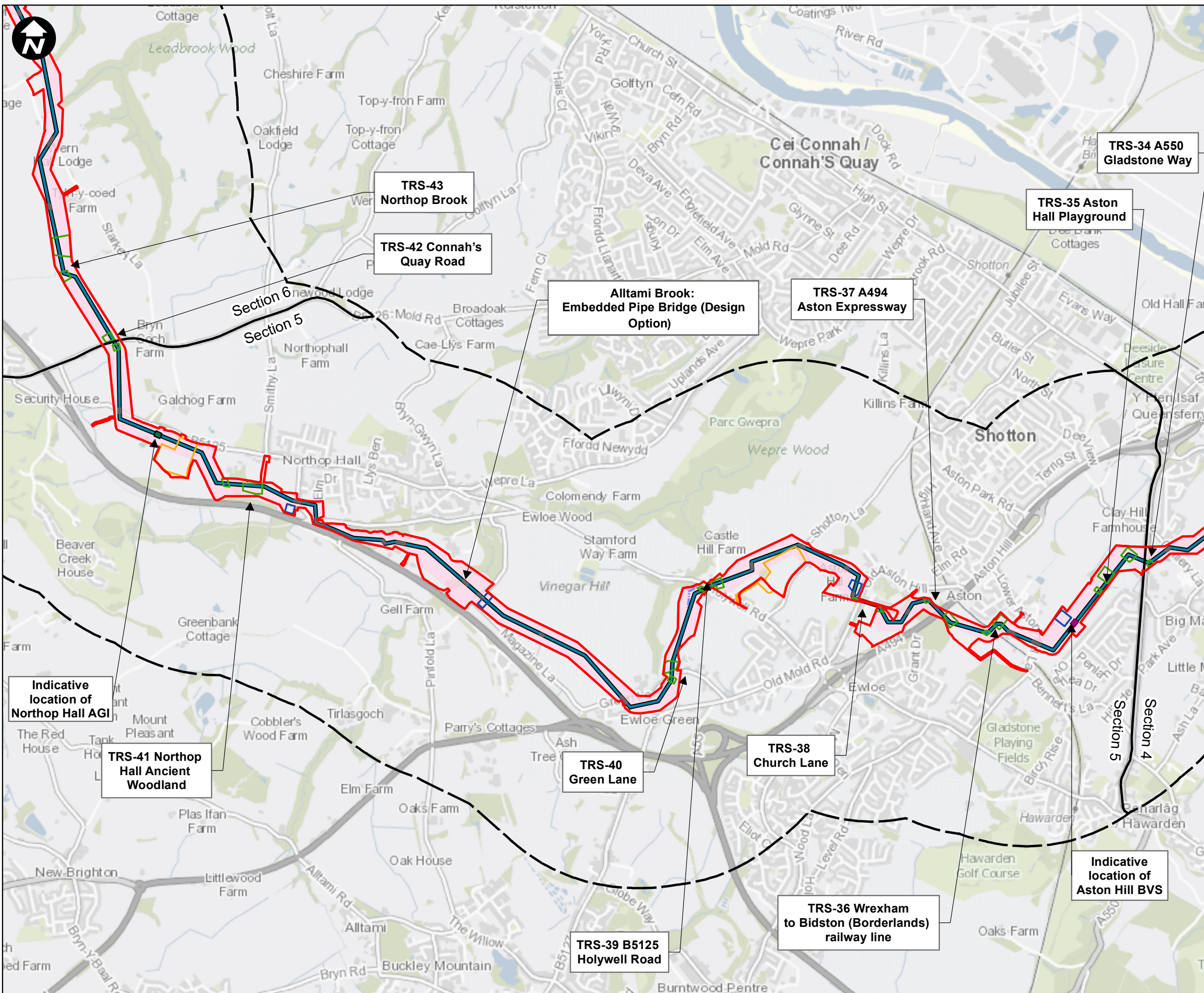
PROJECT TITLE
HyNet Carbon Dioxide Pipeline DCO

DRAWING TITLE
Figure 3.2 - DCO Proposed Development Sheet 4 of 7

DRAWING STATUS
FOR DESIGN CHANGE REQUEST 2

DRAWN JH	CHECKED NC	APPROVED RC	AUTHORISED MT
SCALE @ A3 SIZE 1:20,000	DATE 17/05/2023	REVISION C	

DRAWING NUMBER
EN070007-APP-ES-3.2-Sheet 4



Key:

- Newbuild Infrastructure Boundary
- 1km Buffer
- Permanent acquisition of subsurface
- Section Dividing Line
- Indicative alignment of the Stanlow AGI to Flint AGI Pipeline
- Indicative alignment of the Stanlow AGI to Flint AGI Pipeline Option PS02b
- Above Ground Installation (AGI)
- Block Valve Station (BVS)
- Trenchless Crossing Compound
- Centralised Compound
- Localised Compound
- Open-cut trench Crossings

SCALE: 1:20,000

0 250 500
Metres

Contains OS data © Crown Copyright and database right 2020

HyNet North West

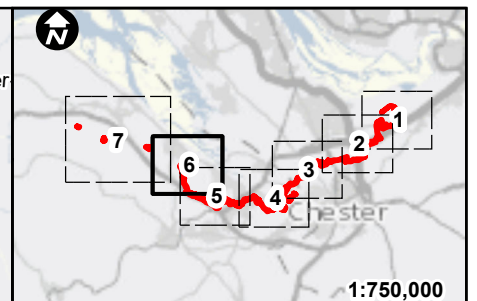
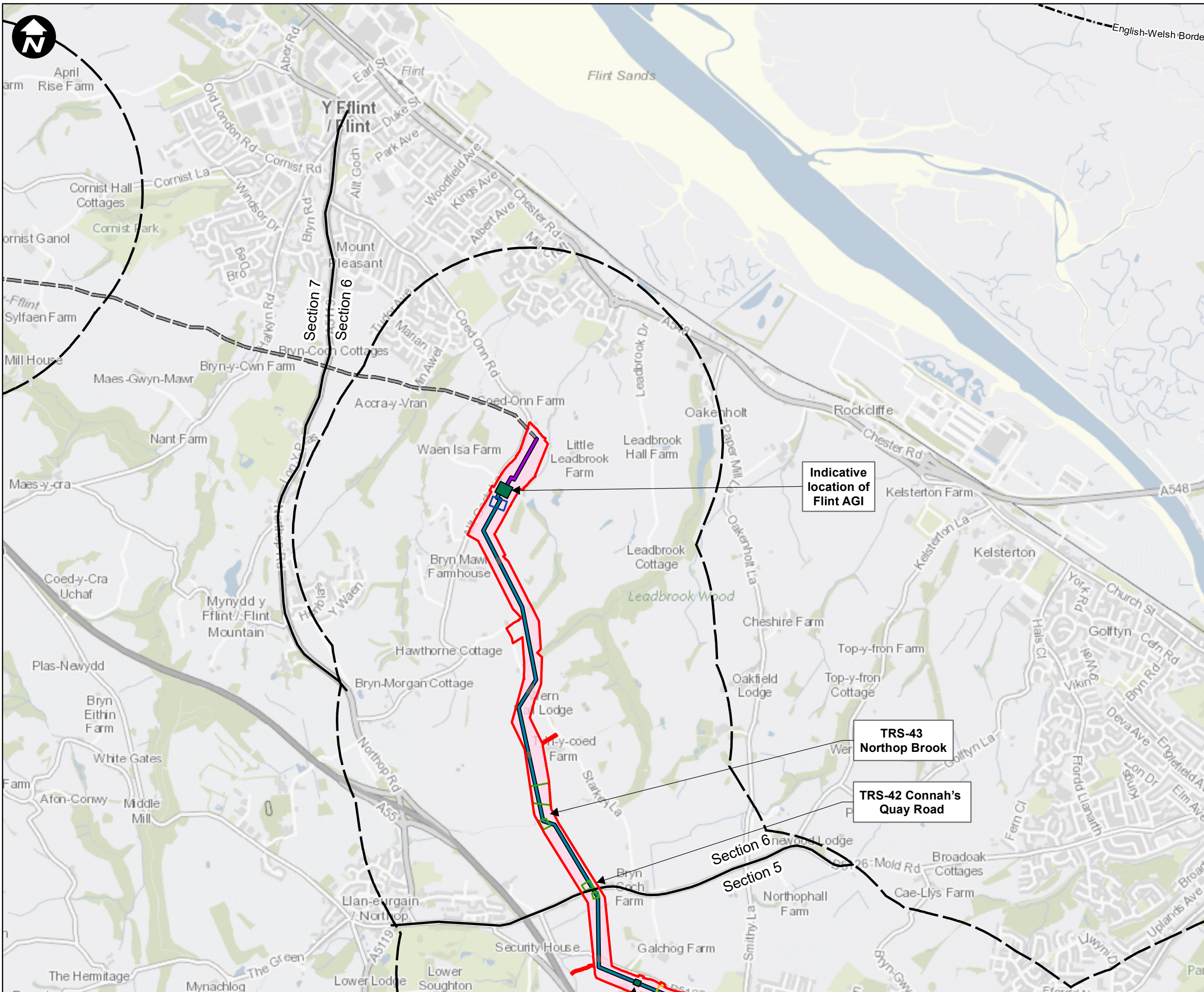
PROJECT TITLE
HyNet Carbon Dioxide Pipeline DCO

DRAWING TITLE
Figure 3.2 - DCO Proposed Development Sheet 5 of 7

DRAWING STATUS
FOR DESIGN CHANGE REQUEST 2

DRAWN JH	CHECKED NC	APPROVED RC	AUTHORISED MT
SCALE @ A3 SIZE 1:20,000	DATE 22/05/2023	REVISION C	

DRAWING NUMBER
EN070007-APP-ES-3.2-Sheet 5



Key:

- Newbuild Infrastructure Boundary
- 1km Buffer
- Permanent acquisition of subsurface
- English Welsh Border
- Section Dividing Line
- Indicative alignment of the Flint AGI to Flint Connection Pipeline
- Indicative alignment of the Stanlow AGI to Flint AGI Pipeline
- Existing pipeline
- Above Ground Installation (AGI)
- Trenchless Crossing Compound
- Centralised Compound
- Localised Compound
- Open-cut trench Crossings

SCALE: 1:20,000
 0 250 500
 Metres

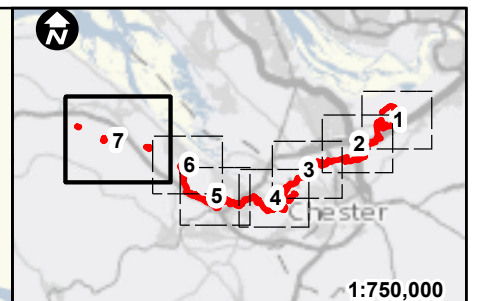
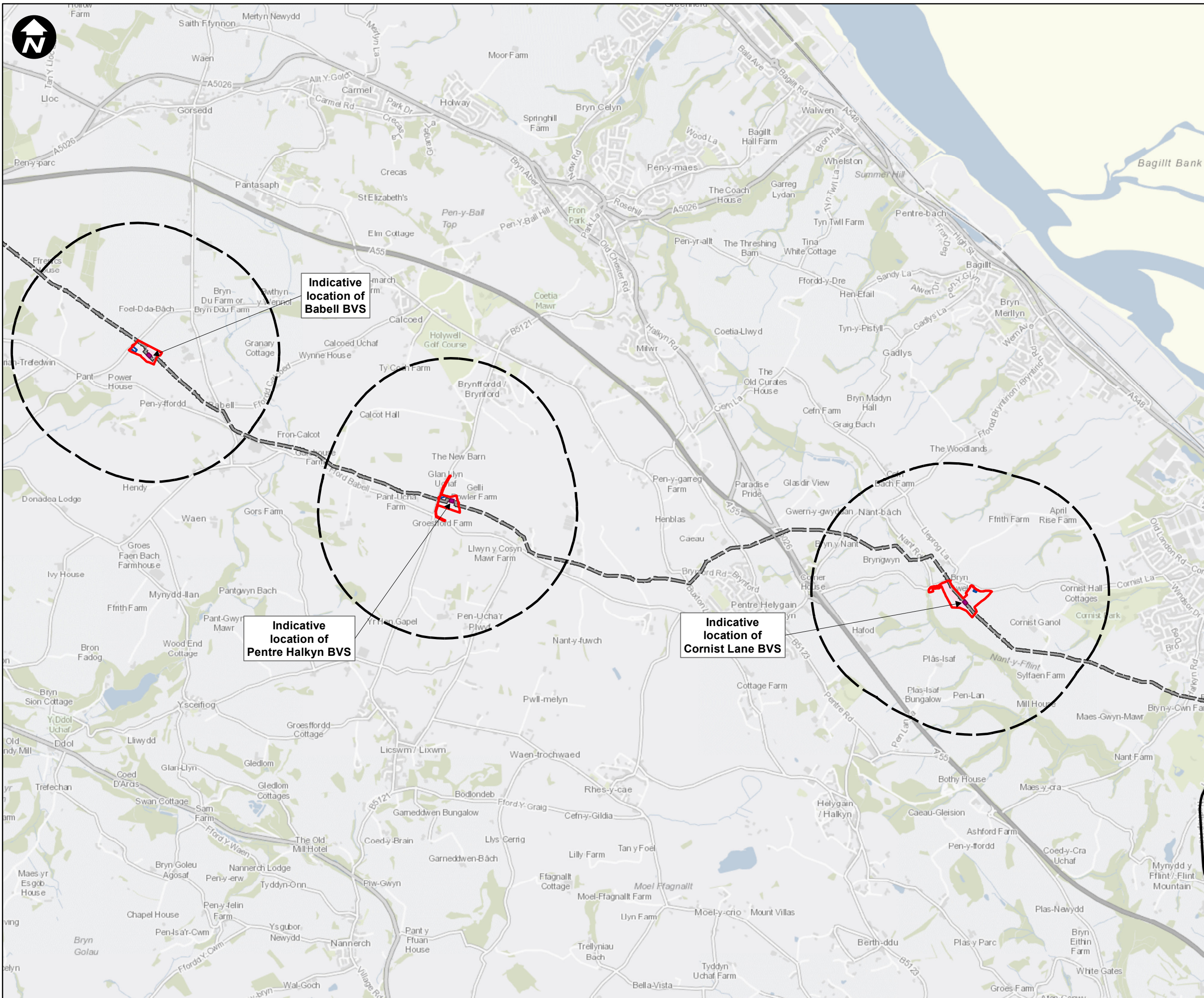
Contains OS data © Crown Copyright and database right 2020

HyNet North West

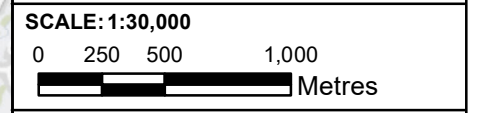
PROJECT TITLE
 HyNet Carbon Dioxide Pipeline DCO

DRAWING TITLE
 Figure 3.2 - DCO Proposed Development Sheet 6 of 7

DRAWING STATUS			
FOR DESIGN CHANGE REQUEST 2			
DRAWN	CHECKED	APPROVED	AUTHORISED
JH	NC	RC	MT
SCALE @ A3 SIZE	DATE	REVISION	
1:20,000	17/05/2023	C	
DRAWING NUMBER			
EN070007-APP-ES-3.2-Sheet 6			



- Key:**
- Newbuild Infrastructure Boundary
 - 1km Buffer
 - Permanent acquisition of subsurface
 - Section Dividing Line
 - Existing pipeline
 - Block Valve Station (BVS)
 - Localised Compound



Contains OS data © Crown Copyright and database right 2020

HyNet North West

PROJECT TITLE
HyNet Carbon Dioxide Pipeline DCO

DRAWING TITLE
Figure 3.2 - DCO Proposed Development Sheet 7 of 7

DRAWING STATUS
FOR DESIGN CHANGE REQUEST 2

DRAWN	CHECKED	APPROVED	AUTHORISED
JH	NC	RC	MT

SCALE @ A3 SIZE	DATE	REVISION
1:30,000	17/05/2023	C

DRAWING NUMBER
EN070007-APP-ES-3.2-Sheet 7